

# NK series

## Subminiature slide switches

☐ The smallest changeover

☐ Flush and raised actuators

### ELECTRICAL SPECIFICATIONS

- Max. current/voltage rating with resistive load : 0,5A 12V
- Minimum load : 1mA 10mV
- Initial contact resistance : 20 mΩ max.
- Insulation resistance : 10.000 MΩ min. at 500VDC
- Dielectric strength : 250 Vrms. 50 Hz min. between terminals  
2.000 Vrms 50 Hz min. between adjacent poles of switches placed side by side
- Electrical life with nominal load : 2.000 cycles
- Capacitance : < 1,5 pF

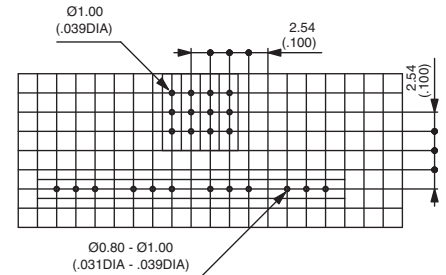
### MATERIALS

- Case : PA6/6, glass filled, UL94-V0
- Actuator : PA6/6, glass filled, UL94-V0
- Contacts : gold over nickel

### GENERAL SPECIFICATIONS

- Wave solderable : flux sealed
- End stackable, 2,54 (.100) terminal to terminal pitch - 4 switches max., hole dia. 1 mm (.039)
- Travel : 1,6 mm (.062)
- Operating temperature : -40°C to +85°C
- Soldering temperature : 250°C for 5 sec. max.
- Moisture test : 21 days at 95 % RH (IEC 68-2-3)

### EXAMPLES OF LAYOUT

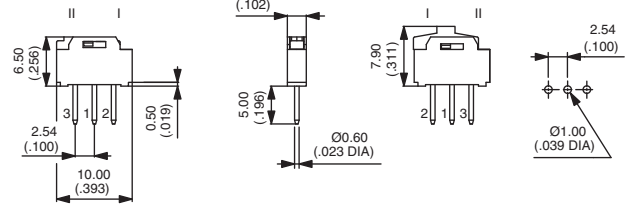
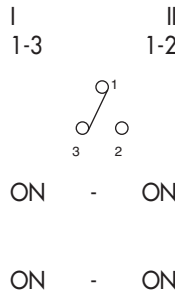


### Straight PC terminals



Flush actuator  
NK236

Raised actuator  
NK236H

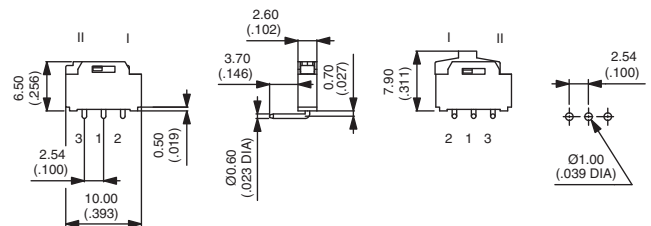
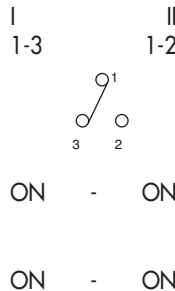


### Right angle terminals



Flush actuator  
NK236W

Raised actuator  
NK236WH



**Dimensions** : first dimensions are in mm while inches are shown as bracketed numbers.



**Packaging unit** : 100 pieces.